

K A U F M A N

PRODUCT
INFORMATION

KAUFMAN
PRODUCTS
INC.

3811 CURTIS
AVENUE

BALTIMORE,
MARYLAND
21226-1131

410-354-8600
800-637-6372

www.kaufmanproducts.net

SureSeal

Description

SureSeal is a special high solids, modified acrylic concrete floor sealer, containing K_7 - an improved rubber copolymer. It is internally catalyzed to penetrate deeply and form a tough film. After application, the thinners evaporate, leaving the copolymers and metallic salts to catalyze together and produce a hard, flexible, water, acid and alkali resistant sealer of the highest quality.

SureSeal is available in both clear and colors. The pigments used are high quality iron oxides that are both, light-fast and alkali resistant. Finely ground and dispersed anti-settling agents are incorporated to prevent hard settling in the can. SureSeal is unique in that it normally does not require acid etching of the concrete before application. SureSeal is non-skinning.

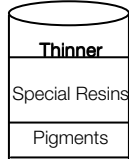
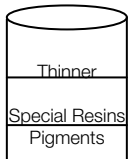
Uses

SureSeal provides a long-wearing film to protect the floors from abuse, from a wide variety of foot and vehicular traffic, chemicals, etc. It reduces dusting of a concrete floor to provide a clean atmosphere in which to work. Inventory and equipment stay clean and look better. Maintenance is considerably reduced, since dirt stays on the surface for easy removal.

Use it in schools, offices, hospitals, clubs, warehouses, manufacturing plants, and commercial office buildings. When used on floors to receive tile or carpet, SureSeal reduces the quantity of adhesive necessary.

Features

- Meets OTC requirements
- Highest quality.
- No acid etching or sandblasting required under normal conditions.
- Chemical and abrasion resistant.
- Simple Application.
- Adheres over rubber based curing compound.
- Floor can be damp during application.

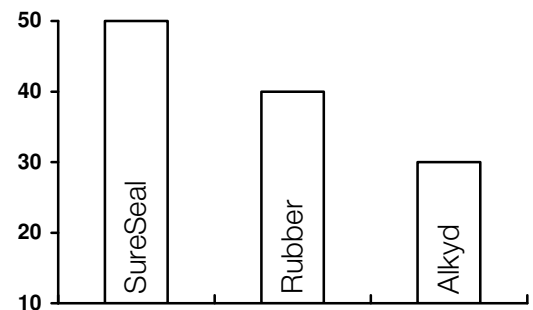
SureSeal	Floor Paint
	

Composition

Quality sealers are composed of film forming resins or binders that provides the wear, durability, and chemical resistance; pigments (when desired) provide color; and thinners that evaporate but are needed to make an easily applied liquid material. The difference between ordinary sealers and floor paints is the amount and type of resin or film former used. Typically, sealers contain anywhere from 150-200% or more film formers than paint. This is why a properly applied floor sealer will outlast a properly applied paint.

Abrasion Resistance Test

Liters falling sand to remove 1 mil.



Chemical Resistance Chart

Reagent	Concentration	SureSeal
Water	100	OK
Oils (Motor, mineral vegetable, peanut)	100	OK
Detergent Solution	5	OK
Ammonium Hydroxide	50	OK
Ammonia	100	OK
Sodium Hydroxide	50	OK
Sodium Chloride	20	OK
Calcium Chloride	20	OK
Ferric Chloride	20	OK
Sodium Carbonate	50	OK
Chlorine Water	5	OK
Hydrochloric Acid	10	NR
Acetic Acid	99	OK
Nitric Acid	10	NR
Nitric Acid	50	NR
Phosphoric Acid	10	OK
Sulphuric Acid	96	NR
Sulphuric Acid	10	OK
Sea Water	100	OK
Sugar Solution	10	OK
Skydrol 500 A	100	NR
Aliphatic Solvents	100	Softens
Aromatic Solvents	100	NR
Alcohols	100	OK
Ketones	100	NR
Gasoline	100	NR

Spillage at room temperature *Loss of gloss
NR – Not Recommended

Colors

Light Gray	Green
Dark Gray	Buff
Tan	Beige
Terra Cotta	Chocolate
Red	Clear

See color selection guide for chips. Special colors available upon request.

Packaging

55 gallon drum (clear only)	208.15 Liters
5 gallon pail	18.93 Liters

VOC

Clear	335 grams/liter
Pigmented	295-325 grams/liter

Coverage Rate

Apply 2-3 coats at 400-600 sq. ft./gallon per coat.

Directions

Surface Preparation

The satisfactory performance of any coating system is directly related to the preparation taken to the surface to be coated. Only apply to sound, clean surfaces. Surfaces should be cleaned thoroughly. Remove all dust, wax, grease, oil and all foreign matter according to ASTM D-4258. If smooth dense troweled, sand blasting and mechanical scarification according to ASTM D-4259 are the preferred methods of properly preparing the floor and removing laitance. Acid etching as per ASTM D-4260 with Kaufman Products Concrete Floor Etch or 15-20% muriatic acid solution can be used as an alternative. Be sure to rinse thoroughly with clean water to remove residue.

Application

Stir pigmented SureSeal before use. Apply by brush, roller, or paint sprayer. Test small area first for correct application procedures. On rough surfaces, use a long nap roller. Thin first coat up to 15% with SAC. Apply 2-3 coats at 300-500 sq. Ft./gallon. Allow each coat to dry before applying subsequent coats. The use of spiked rollers help to reduce bubbles in film.

Non-Slip Surface

When a non-slip surface is desired, sprinkle approximately .25 per sq. ft. of SurePox Mortar Aggregate on the surface of the first coat while the coating is still wet. After the coating dries, sweep off loose material to save for reuse, then apply the second coat.

Precautions

Not designed for immersion in strong chemicals or prolonged exposure to gas. All coatings can be slippery when wet. If intended to be used in areas that will be wet, follow the above directions for non-slip surfaces. Allow coating to properly cure for 5-7 days before subjecting it to hard use. Extremely dense, smooth floors should be etched before applying SureSeal. Clear sealers produce an uneven gloss, due to uneven porosity of concrete clear sealer dries with an amber coat. Do not apply SureSeal where chemical resistance tests show it not to be recommended. Never apply over contaminated surfaces. Read Material Safety Data before using.